

# KOŁA ŁAŃCUCHOWE 28B 1,2,3 Z PIASTĄ I OTWOREM WSTĘPNYM

2" x 1 1/4"

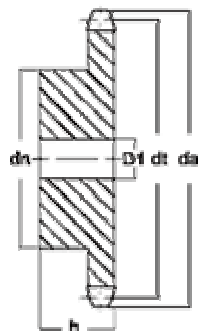
50,8 x 30,99 mm

Średnica rolki = 29,21 mm

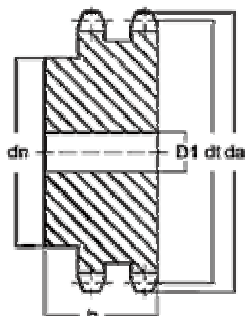
Szerokość zęba = 29,4 mm

z = ilość zębów

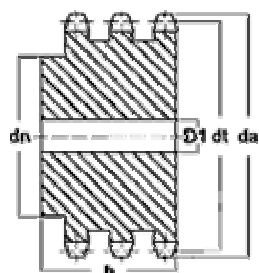
## SIMPLEX



## DUPLEX



## TRIPLEX



Z	Da [mm]	Dt [mm]	Simplex=S			Duplex=D			Triplex=T		
			dn [mm]	D1 [mm]	h [mm]	dn [mm]	D1 [mm]	h [mm]	dn [mm]	D1 [mm]	h [mm]
8	152.0	132.74	85	30	80	85	30	120	85	30	180
9	168.0	148.54	100	30	80	100	30	120	100	30	180
10	184.0	164.39	115	30	80	115	30	120	115	30	180
11	200.0	180.31	125	30	80	125	35	120	125	35	180
12	216.0	196.29	133	30	80	133	35	120	133	35	180
13	235.0	212.29	145	30	80	145	35	120	145	35	180
14	251.0	228.29	145	30	80	145	35	120	145	35	180
15	267.0	244.30	145	30	80	160	35	120	160	35	180
16	283.0	260.40	160	30	90	160	40	120	160	40	180
17	299.0	276.46	160	30	90	180	40	120	200	40	180
18	315.0	292.55	160	30	90	180	40	120	200	40	180
19	331.0	308.66	160	30	90	200	40	120	200	40	180
20	347.0	324.71	180	40	90	200	40	120	200	40	180
21	363.0	340.82	180	40	90	200	40	120	200	40	180
22	379.0	356.98	180	40	90	200	40	120			
23	396.0	373.08	180	40	90	200	40	120	200	40	180
24	412.0	389.18	180	40	90	200	40	120			
25	428.0	405.33	180	40	90	200	40	120	200	40	180
26	444.0	421.44	180	40	90	200	40	120			
27	460.0	437.59									
28	476.0	453.69	180	40	90	200	40	120			
29	492.0	469.85									
30	508.0	486.00	180	40	90	200	40	120	200	40	180
31	525.0	502.13									
32	541.0	518.27	200	40	90						
33	557.0	534.42									
34	573.0	550.56									
35	589.0	566.71	200	40	90						
36	605.0	582.86									
37	622.0	599.01									
38	638.0	615.16	200	40	90	200	40	140	200	40	180
39	654.0	631.31									
40	670.0	647.47	200	40	90						
41	695.2	663.63									
42	711.2	679.78									
43	727.5	695.93									
44	743.7	712.09									
45	751.0	728.24									
46	776.0	744.40	220	45	90	220	40	140	200	40	180
47	792.0	760.55									
48	808.2	776.73									
49	824.5	792.89									
50	831.8	809.04									
51	856.7	825.20									
52	872.7	841.35									
53	889.0	857.53									
54	905.3	873.68									
55	921.3	882.84									
56	937.5	905.99									
57	945.0	922.16	240	45	90	220	40	140	200	40	180
58	969.8	938.33									
59	986.0	954.48									
60	993.4	970.65									
62	1034.5	1002.97									
64	1066.8	1035.30									
65	1083.1	1051.46									
66	1099.1	1067.64									
68	1131.6	1099.97									
70	1163.8	1132.28									
72	1196.1	1164.62									
75	1244.6	1213.10									
76	1252.0	1229.27	240	45	90	220	40	140	200	40	180
78	1293.1	1261.62									
80	1325.4	1293.95									
85	1406.4	1374.78									
90	1487.2	1455.60									
95	1568.0	1536.45									
100	1648.7	1617.27									
110	1810.1	1778.97									
114	1875.0	1843.63									
120	1972.1	1940.64									