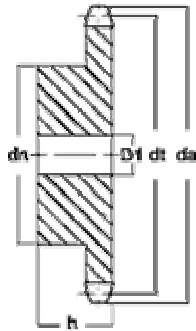


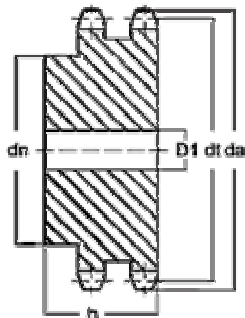
# KOŁA ŁAŃCUCHOWE 20B 1,2,3 Z PIASTĄ I OTWOREM WSTĘPNYM

1 1/4" x 3/4"  
 31,75 x 19,56 mm  
 Średnica rolki = 19,05 mm  
 Szerokość zęba = 18,5 mm  
 z = ilość zębów

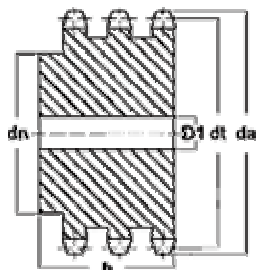
## SIMPLEX



## DUPLEX



## TRIPLEX



Z	Da [mm]	Dt [mm]	Simplex=S			Duplex=D			Triplex=T		
			dn [mm]	D1 [mm]	h [mm]	dn [mm]	D1 [mm]	h [mm]	dn [mm]	D1 [mm]	h [mm]
8	96.0	82.96	53	20	40	53	20	75	53	25	110
9	106.5	92.84	63	20	40	63	20	75	63	25	110
10	117.0	102.74	70	20	40	70	20	75	70	25	110
11	127.0	112.68	77	20	45	80	25	80	80	30	115
12	137.0	122.68	88	20	45	90	25	80	90	30	115
13	147.5	132.65	98	20	45	100	25	80	100	30	115
14	157.6	142.68	108	20	45	110	25	80	110	30	115
15	167.7	152.72	118	20	45	120	25	80	120	30	115
16	177.7	162.75	120	25	50	120	30	80	120	30	115
17	187.8	172.78	120	25	50	120	30	80	120	30	115
18	197.8	182.85	120	25	50	120	30	80	120	30	115
19	207.9	192.91	120	25	50	120	30	80	120	30	115
20	217.9	202.98	120	25	50	120	30	80	120	30	115
21	228.0	213.04	140	30	55	140	30	80	140	30	115
22	238.1	223.11	140	30	55	140	30	80	140	30	115
23	248.2	233.17	140	30	55	140	30	80	140	30	115
24	258.3	243.23	140	30	55	140	30	80	140	30	115
25	268.4	253.33	140	30	55	140	30	80	140	30	115
26	278.4	263.40	150	30	55	150	30	80	150	30	115
27	288.5	273.48	150	30	55	150	30	80	150	30	115
28	298.5	283.56	150	30	55	150	30	80	150	30	115
29	308.6	293.65	150	30	55	150	30	80			
30	318.7	303.75	150	30	55	150	30	80	150	30	115
31	328.8	313.85	150	30	55	150	30	80			
32	338.9	323.91	150	30	55	150	30	80	150	30	115
33	349.0	334.01	150	30	55				150	30	115
34	359.1	344.10	150	30	55	150	30	80	150	30	115
35	369.2	354.20	150	30	55	150	30	80	150	30	115
36	379.2	364.30	150	30	55	150	30	80	150	30	115
37	389.3	374.39	150	30	55				150	30	115
38	399.4	384.49	150	30	55	150	30	80	150	30	115
39	409.5	394.59	150	30	55						
40	419.6	404.66	150	30	55	150	30	80	150	30	115
41	429.9	414.78	150	30	55						
42	440.0	424.88	150	30	55						
43	450.1	434.97	150	30	55						
44	460.2	445.07	150	30	55						
45	470.3	455.17	150	30	55	150	30	80			
46	480.4	465.26	150	30	55	150	30	80	150	30	115
47	490.5	475.36	150	30	55						
48	500.6	485.46	150	30	55						
49	510.7	495.55									
50	520.8	505.65	150	30	55						
51	530.9	515.75									
52	541.0	525.84	150	30	55						
53	551.1	535.94									
54	561.2	546.07	150	30	55						
55	571.3	556.16									
56	581.4	566.26									
57	591.5	576.36	150	30	55	150	30	80	150	30	115
58	601.6	586.46									
59	611.7	596.55									
60	621.8	606.65									
62	642.0	626.87									
64	662.2	647.02									
65	672.3	657.16									
66	682.4	667.26									
68	702.6	687.48									
70	722.8	707.67									
72	743.1	727.90									
75	773.3	758.19									
76	783.5	768.32	150	30	55	150	30	80	150	30	115
78											
80	823.9	808.72									
85	874.4	859.25									
90	924.9	909.76									
95	975.2	960.28	150	30	55	150	30	80	150	30	115
100	1026.0	1010.79									
110											
114	1167.4	1152.26	150	30	55	150	30	80	150	30	115
120	1230.9	1212.90									